



This Issue *Venturing Out Edition #9*

- WQ Officer & Chairman Reports
- Virtual Quilt Shows, Lectures, & Classes
- Call for Entries
- Neighborly Guild Calendar



Westside Quilters Holiday Tea

Saturday, December 9, 2023

In – Person!!!
2:00pm – 4:00pm
Luann Jaffe's Home



Upcoming Workshops & More



- **Philanthropy Day** Saturday, **November 4th**, mark your calendars. New location.
- **Holiday Tea!** Plans are being made for our annual **Holiday Tea** on **December 9 from 2-4 PM!** This year, Luann Jaffe has graciously volunteered to host us in her Mar Vista home. We are looking forward to seeing you all in person to celebrate this past year together and wish each other a happy 2024!!
- **Deborah Boschert** Embroidered Fabric Collage Workshop **Saturday, January 6, 2024** from 9am to noon on Zoom. Hand stitching brings fabric collage to life! Combine fused appliqué with improvisational hand embroidery to create two unique, personal, small art quilt collages. Registration is now open

National Button Day November 16th

"National Day" pictures are actual quilts.



PRESIDENT'S MESSAGE

Block challenges

Blocks of the week, blocks of the month or 100-day challenges are popular among quilters. It's a fun way to play with fabric and maybe try something new. Do you enjoy sewing this type of project? What attracts you to join one? The theme, group or leader, or a specific designer? Lately I've been working on the newest block of the week from Moda Fabrics. It is called Blockheads and each week's pattern is a star designed by one of the company's designers. Stars are one of my favorite designs so this wasn't hard to begin. The patterns are in 6" and 12" sizes so quilters can choose one or both to do. I've been using stash and enjoying myself so it's a win, win. Two of my blocks are included here.



One of the enjoyable aspects to these weekly patterns are the posts that appear on social media - there is a Facebook group where participants post completed blocks and it is a great place to find inspiration, fabric placement and different ways to use color. I'm usually a week or so behind and I always check out what others have done. The creativity is amazing.

Speaking of social media, if you use Instagram, please check out and post your work to Westside Quilters' page, #westsidequilterslosangles. WQ also has an official Instagram site too - @westsidequilters. On Facebook we are Westside Quilters - check it out and follow if you are not already following. And we can always use photos of your newest work to include in the Weekly email. Send them to WestsideQuilters@yahoo.com.

Terrie Dorio
WQ President



<p><u>World Television Day</u> November 21st</p> 	<p><u>Go For A Ride Day</u> November 22nd</p> 	<p><u>National Happy Hour Day</u> November 12th</p> 
----------------------------------------------------------------------------------------------------------------------------------------------	-------------------------------------------------------------------------------------------------------------------------------------------------------	--------------------------------------------------------------------------------------------------------------------------------------------------------------



New Location

Philanthropy Day

Saturday, November 4, 2023

10am to 3pm

LAPD Pacific Division Community Room

12312 Culver Blvd.

Los Angeles, 90066

We are looking forward to our in-person Philanthropy Workshop on November 4th.

PLEASE NOTE:

THE CHANGE OF VENUE – WE WILL NOW BE MEETING AT THE LAPD PACIFIC DIVISION COMMUNITY ROOM LOCATED AT 12312 CULVER BLVD LOS ANGELES 90066. THE PARKING LOT IS LOCATED ON CULVER BLVD JUST NORTH OF THE STATION. LOOK OUT FOR AN EMAIL COMING NEXT WEEK WITH FURTHER INSTRUCTIONS FOR PARKING & ENTERING THE BUILDING.

We will meet between 10am & 3pm. We hope you will be able to join us for all, or some of the time.

Please bring any finished quilts & any philanthropy projects you are working on. There will be room to set up your machines or join us to hand sew labels & bindings.

Irons, ironing boards & stations for cutting will be set up.

We will have coffee, tea & pastries. Please bring your own lunch!

We still have batting and backing fabric available for philanthropy projects, please contact Luann if you need some.

If you have any finished quilt tops that need quilting, please contact Lisa.

If you have any questions please contact Lisa, Virginia, or Luann.
Keep making Half-Framed Four Patch Quilts



Westside Quilters Annual Holiday Tea...



Saturday, December 9th

2:00pm – 4:00pm

Our Holiday Tea will be IN-PERSON!

Outside (weather permitting)

Luann Jaffe's home



Plans are being made for our annual **Holiday Tea** on **December 9** from **2-4 PM!** This year, Luann Jaffe has graciously volunteered to host us in her Mar Vista home. Thank you, Luann!!!

Please bring sweet or savory finger foods to share (nothing that needs utensils). We will provide tea and paper goods. If you'd like, bring one quilt or other handmade project that you made this past year to share with the group.

We will have a Quilters' Showcase to share our quilts, as we have done in our pre-pandemic general meetings. We are looking forward to seeing you all in person to celebrate this past year together and wish each other a happy 2024!!

Del Walker, Barbara Marom-Pollack and Nancy Kawahara
Program Committee co-chairs



Members put on your hats and your pearls and join us for some Holiday Cheer!





Embroidered Fabric Collage Workshop

Deborah Boschert

<https://www.deborahsstudio.com/embroideredfabriccollage>

Saturday, January 6, 2024

9am to noon on Zoom

A Zoom link will be sent to all who register for the class

Cost is \$40 for members, \$50 for non-members

Registration is now open

Hand stitching brings fabric collage to life! Combine fused appliqué with improvisational hand embroidery to create two unique, personal, small art quilt collages. Learn several embroidery stitches and how to incorporate them into your design for maximum texture, interest and artistry.

Bio

Deborah Boschert is an artist, author and teacher. She creates art quilts with layers of fabric, paint and stitching. The personal symbols and details in her work reflect her experiences and feelings about places she's lived and the things she's done. In her art quilts, the tiny details are as important as the over-all design. As in life, every-day little joys compliment the bigger adventures.

Her award-winning art quilts have been exhibited in quilt shows and art galleries throughout the United States and internationally. She has appeared on Quilting Arts TV and The Quilt Show. She is published in many books and magazines. Deborah is the author of *Art Quilt Collage: A Creative Journey in Fabric, Paint and Stitch*.

Deborah regularly gives presentations and workshops to quilt guilds and visual arts groups. She is always eager to share her ideas about creativity and the possibilities of creating with fabric. She gently nudges students to try new things as they work through the process of creating original art that they love.

Deborah also serves on the board of Studio Art Quilt Associates. She lives near Dallas, TX with her husband and two kids. She loves to travel, do crossword puzzles, drink coffee, practice yoga and listen to podcasts.



Supply List

- five or six pieces of pre-fused fabrics approximately 6x8 inches or similar scrap sizes
Tone on tone small scale prints work best. Look at the samples above to help choose your fabric palette. Be sure to include darks and lights. Fabrics don't need to be measured exactly. Follow the instructions in [this video](#) for fusing your fabrics ahead of time.
- two 6x8 inch pieces of batting or felt any color
- card stock window (Using an 8.5 x 11" piece of card stock paper, mark a 5x7" rectangle and cut it out, leaving you with a window to help with design decisions.)
- iron and ironing surface
- parchment paper
- embroidery floss and/or perle cotton — **3 to 5 skeins in a variety of colors to coordinate with your fabric**
- embroidery needle
- thimble, needle threader and stitching glasses if you use them regularly
- scissors, large and small
- rotary cutter, ruler (6x12 is great), small rotary mat
- sketchbook, pen and pencil

Optional

- sewing machine
- **Art Quilt Collage: A Creative Journey in Fabric, Paint and Stitching** by Deborah Boschert



World
Vegan Day
November 1st



International Computer Security
Day November 30th



National
Hiking Day
November 17th



Leadership.....

As your Vice President I am honored to represent Westside Quilters of Los Angeles at the Southern California Council of Quilt Guilds (SCCQG). This month's program topic was Philanthropy. Representatives were asked to fill out a survey about what items their guild made and where the items were donated. About half of the guild representatives responded. The results were presented at the meeting.

Most guilds make quilts, pillowcases, and Christmas stockings. They donate to homeless shelters, domestic violence halfway houses, Meals on Wheels, transitional housing, and disaster relief. Cash donations best meet the need of some groups. The idea is to empower the recipient. The group that was selected to receive our quilts this year is called Happy Trails for Kids. They are requesting twin size quilts 50" X 80". This group disperses quilts to foster children in Southern California

Part of our mission statement is to support philanthropic endeavors within the community. Yearly our Philanthropic Committee of Lisa, Luann and Virginia host a meeting to make quilts, batting is provided. Quilters may bring their machines and BSS (basic sewing items). Del plans on sewing on labels. Next meeting will be Saturday, November 4, 2023, 10 :00 A.M. -3:00 P.M. to be held in a new venue, the Pacific Community Room, 12312 Culver Blvd. More information will be published.

I hope that you will support this worthy cause by making a quilt top, a quilt or just coming to share in the fellowship of creating comfort for another individual.

Quilts from the Heart is considered a mini group of Westside Quilters. Their only goal is to make community quilts. A yearly Christmas Sale supplies money to buy batting and thread.

This group meets on the second and fourth Friday, 1:00 P.M. -3:00 P.M. at the Mar Vista Library in the Community Room, 12006 Venice Blvd., Los Angeles, CA 90066. 310-390-3454

There are no dues, or requirements. Nina Flores, a Westside member is the leader. Education is part of group's mission. Individuals present different techniques and ideas to the group. They also have a Facebook page. There is always a Take or Leave it table. Everyone leaves with new "treasures". You never know what will show up, always fabric, sometimes patterns, magazines, books and notions.

Quilters are part of the patchwork of life. Thank you for participating in the renaissance and evolution of quilting. Quilting offers many different innovative ways of putting fabrics together.

Philanthropy quilts gives you permission to practice a new technique or polish up an old favorite traditional block. Know that your contribution will be a comfort to a foster child. Something that they personally own and can take with them on their journey. Hope to see you in November.

Pat Karasick
Vice-
President



World Hello Day
November 21st





Belated Birthday wishes to Eva Killingworth Oct. 16
 Barbara Marom-Pollack Nov 2
 Prima Casetta Nov 4
 Rachel Prentiss Nov 8
 Sandra Ray Nov 12
 Karen Rakita Nov 15
 Del Walker Nov 15
 Nancy King Nov 16



"Basting the turkey. What does it look like I'm doing?"

National Clean Out Your Refrigerator Day
 November 15th



Membership.....

Karynn Dittmar will be handling the membership for the rest of this fiscal year. The new passcode for the members only section of the website was mailed out in September, if you didn't receive it, please let Karynn know.

Membership forms are available on the Westside Quilters website. Annual dues are \$50, payable by check, cash, credit card, PayPal, or Zelle.

Questions? Email
membership@WestsideQuiltersLosAngeles.org

Karynn Dittmar, Membership Chair

National Vichyssoise Day
 November 18th



National Gingerbread Cookie Day
 November 21st



Treasurer

Karynn Dittmar, Treasurer

OPENING BALANCE AS OF 5/29/23		7063.10
INCOME		
Membership Dues / Donations	1915.00	
Workshop Fees	1640.00	
Guest Fees	0.00	
Fabric Sale Fundraiser	0.00	
Amazon	0.00	
TOTAL INCOME		3555.00
EXPENSES		
Workshop Expense	2000.00	
General Meeting Expense	1625.00	
Charitable Contributions	0.00	
Bank Adjustment	0.00	
Administrative Expenses	0.00	
Membership Expenses	51.29	
SCCQG Insurance	344.00	
Website	258.89	
PO Box Rental	248.00	
Philanthropy / Ed. Expense	211.00	
Printing / Promotion / Admin.	0.00	
Square Up/Pay Pal Fees	52.75	
Government Fees	25.00	
TOTAL EXPENSE		4815.93
NET INCOME		-1260.93
CLOSING BALANCE as of 10/31/23		5802.17

National Forget-Me-Not Day November 10th



Website and Social Media:

The photos from last month's Quarterly Meeting Quilters Showcase are now up on the web at www.westsidequilterslosangeles.org along with some photos of our very successful workshop with Sarah Goer. Check them out if you missed these two events.

Also - a favor... If you have not been receiving the Weekly Update in your email box please, let me know. The last few editions have gone out on Fridays or Saturdays. Sometimes addresses are accidentally dropped from the MailChimp list, or there was an accidental unsubscribe. Just need to know to get you back on. Please email me at sally@sallywrightquilts.com.

And finally, don't forget to send me your photos of completed or even uncompleted projects to use in the Update and on social media.

Sally Wright, Web and Social Media Manager




Philanthropy continued.....

Choose any pattern that you want or try this year's Philanthropy Day pattern

Half-Framed Four Patch Quilt 60"x60"

Fabric Requirement:
(2) 2 1/2" Strip Rolls




Sorting

Open the strip packs and sort the strips into like fabrics. Use one strip of two different colors for the four Patch, but keep two strips together of the same color for the frame.



Step One:

Sew two strips together using a 1/4" seam allowance. Press seams toward the darker value fabric.



Step Two:

Cut into 2 1/2" segments. From time to time, check to see that the end of the strip set is still straight by measuring from the seam.



Step Three:

Sew two segments together, alternating fabric. Press.



Step Four:

Sew one side of the Four Patch to a contrasting strip. Trim. Press toward toward the rectangles. Multiple blocks may be chain pieced onto a strip, then cut apart, trimming the strip even with the block as shown below.



Step Five:

Using the same strip, sew it to an adjacent side of the Four Patch as shown below. Again, several blocks may be sewn to one strip and then trimmed apart. Make 100 blocks.

Quilt Assembly

Layout the quilt arranging the blocks as you wish paying attention to scattering both color and values to different parts of the quilt.

Sew the blocks together into rows of ten. It may be easiest to pin the row of blocks to each other while they are laid out, then take the row to the machine to sew. Once sewn and pressed, return the row to the layout and gather the next row.

Finally, sew the rows together to complete the quilt top.

Quilting Ideas: The busy nature of this Four Patch quilt lends itself to an all-over design, in other words, one pattern repeating over the entire quilt. Either a free-motion design using a hopping foot with the feed dogs dropped or a straight-line design using a walking foot works nicely.

Begin quilting in the center of the quilt working your way out to the edges. Once complete, sew a basting stitch along the edge of the quilt to secure the layers. Trim the quilt to the edge of the quilt top using a rotary cutter and ruler

National Fast Food Day
November 16th



National Cappuccino Day
November 8th



National Deviled Egg Day
November 2nd



Calls for Entry November 2023

Continuing our notifications for ways to display your quilts and textile pieces to a wider audience...See below a special call from International Quilt Festival for red, white and blue quilts for their 50th anniversary... These are great local opportunities to show your work.

For some great information from a veteran on how to get your work shown see this blog entry from Sue Bleiweiss <https://suebleiweiss.blog/2018/06/14/getting-your-work-out-there/>

I also recommend this blog post from Lyric Kinard on how to choose venues to display your work - <https://lyrickinard.com/2019/05/showing-your-work-choosing-venues/>

Here are some suggestions for quilt entry photography from International Quilt Festival.

PHOTOGRAPHING YOUR QUILT FOR SUBMISSION

- Having a great photo of your quilt - straight on, in focus, not on a bed or held up showing hands and feet, super important. There is lots of great info on quilt photography on line. Google!

Entering shows is not difficult, but to begin here are a few guidelines:

- Always make sure you read everything in the call including the calendar, requirements, rules, etc.
- Especially the rules! Will save headaches and disappointment later on.
- Keep a record on your entries so you won't be caught with a quilt needing to go two places at once. Having to remove a quilt from a show or exhibit because you misread the exhibition dates is a no-no. Ask me how I know...
- Don't be intimidated or depressed by a rejection! There are lots of different reasons why a quilt doesn't fit into a specific show. It is usually not because your quilt is bad!

The calls below are just a sample of the many opportunities out there. For more search "Fiber Art Calls for Entry" or "Quilt Calls for Entry"

Here are some calls...

QUILTCON - There are several opportunities for members of the Modern Quilt Guild at QuiltCon 2024 next year in Raleigh, NC February 22-25. All can be viewed at www.QuiltCon.com As well as the general show...

- **QuiltCon 2024 Community Outreach Challenge**
- **QuiltCon Maximalism Exhibit**
- **QuiltCon 2024 Community Outreach Challenge**
- **Windham Artisan Cotton 2024**
- **QuiltCon American Patchwork & Quilting Super Scrappy Challenge**

Entry deadlines for all October 31, 2023

AQS SPRING PADUCAH- April, 2024 [American Quilter's Society - AQS Quilt Contests](http://AmericanQuilter'sSociety.org)

Entry Deadline, November 9, 2022

Fiber in 3D (Spring 2024 Issue Fiber Art Now) Includes 3D work as well as wearables.

Eligible for an onsite exhibition January 24-May 4, 2024 <https://www.fiberartnow.net/calls/>

Entry Deadline November 31, 2023

New Quilts From An Old Favorite - The National Quilt Museum, Paducah, KY

This year's theme - The Roaring Twenties. <https://quiltmuseum.org/ngof/>

Entry deadline January 19, 2024.

AQS Grand Rapids, [American Quilter's Society - AQS Quilt Contests](#)

Entry Deadline March 28, 2024

Sacred Threads Call for Entry: Sacred Threads is excited to announce our call for entry for the 2025 Sacred Threads Exhibit in Indianapolis **AND** its Preview Travel Exhibit. The Preview Travel Exhibit will debut in Houston at the 2024 International Quilt Festival and then continue to travel throughout the summer of 2027. All pieces in the Preview Travel Exhibit will be shown at the main exhibit in Indianapolis.

As Sacred Threads transitions to a new team and location, we want to maintain the momentum of our travel exhibit and other venue opportunities. Therefore, our 2025 Travel Exhibit will debut before the main Indianapolis Exhibit.

We will open the call for entries in January of 2024.

Deadlines:

The deadline for the Preview Travel Exhibit is April 30, 2024 (midnight EDT). Artists may enter up to two pieces. The Preview Travel Exhibit entries must be a maximum of 38" in width or height. Quilts must be able to be rolled and placed in a crate. (For example, 24" x 36" or 38" x 70".) Entries that are not chosen for the Preview Travel Exhibit will remain in the system to be juried for the Indianapolis Exhibit in the summer of 2025.

The deadline for the main exhibit is January 10, 2025 (midnight EST). Artists may enter up to two pieces after the Preview Travel Exhibit deadline, regardless of any Travel Exhibit entries already entered.

For More Information:

Questions regarding exhibit: Barb Triscari betoncat@betoncat.com or Lisa Ellis lisa@ellisquilts.com.

AQS Lancaster, [American Quilter's Society - AQS Quilt Contests](#)

Entry deadline May 9, 2024

INTERNATIONAL QUILT FESTIVAL Houston 2024 - 50 YEARS OF GREAT QUILTS. START WORKING NOW ON A RED, WHITE, AND BLUE QUILT FOR FESTIVAL'S 50th ANNIVERSARY SHOW IN 2024!

Entry Deadline May 16, 2024

The roots of International Quilt Festival began in 1974 when Founder Karey Bresenhan opened an antique store in Houston that soon became a quilt shop (Great Expectations Quilts). The next year, she held a "thank you" show, sale, and event for customers. Since then, over the years and at larger and larger venues, Festival has become the world's greatest quilt show, sale, and Quilting Academy, with tens of thousands of attendees coming from the U.S. and dozens of countries to Houston each fall to celebrate the artistry, creativity, and love of quilting.

In the past, we've marked important anniversaries with impressive red & white quilts and blue & white quilts, hanging dramatically from the ceiling of the George R. Brown Convention Center. For our 50th anniversary celebration in 2024, we'll have an even more beautiful exhibit featuring...what else?...red, white, & blue quilts! Whether antique or contemporary, or Art, Traditional, or Modern in design, you can submit your quilt to be part of this once-in-a-lifetime exhibit!

Celebrate Life

Art is an excellent way to express feelings. For this exhibit, artists depicted how they, a family member, or a friend celebrated a loved one's wedding, birth, birthday, or memorial. Colors, patterns, traditional blocks or abstract drawings can be combined or used alone to convey a variety of emotions from happy to sad. Share the emotional artist with others! <https://quiltfestivalcallforentries.com/>

Entry deadline April 24, 2024

Hands All Around

Artists from all around the world incorporate influences from their own cultures into the design and technique of their quilts. This prestigious, long-running international showcase includes recent quilts by international artists who create works inspired by them.

<https://quiltfestivalcallforentries.com/>

Entry Deadline May 8, 2024

Save the Planet!

Be the voice of change. Show your artistic vision that features subjects like climate change, pollution, natural disaster, and drought. Make people aware that we have to make changes for nature to co-exist with humans. All styles of quilts are welcome in this call. <https://quiltfestivalcallforentries.com/>

Entry Deadline May 29, 2024

In Full Bloom

Just as quilters create beautiful pieces of art with fabric, florists and gardeners cultivate works of beauty from the soil. This exhibit showcases floral-inspired quilts from across the spectrum in lush color and splendor. <https://quiltfestivalcallforentries.com/>

Entry Deadline May 29, 2024

And more from Houston Quilt Festival next month...

Questions?

Sally Wright sally@sallywrightquilts.com



<p><u>National Mason Jar Day</u> November 30th</p> 	<p><u>America Recycles Day</u> November 15th</p> 	<p><u>National Nachos Day</u> November 6th</p> 
<p><u>World Radiography Day</u> November 8th</p> 	<p><u>National Redhead Day</u> November 5th</p> 	<p><u>National Day of Listening</u> November 24th</p> 
<p><u>World Tsunami Awareness Day</u> November 5th</p> 	<p><u>National Chicken Soup for the Soul Day</u> November 12th</p> 	<p><u>Go to an Art Museum Day</u> November 9th</p> 



A NEIGHBORLY GUILD CALENDAR

November 2023	
November 1 Santa Monica Quilt Guild www.santamonicaquiltguild.org	<u>Linda Schmidt</u> Lecture: Short Attention Span Quilting
November 4 Westside Quilters www.WestsideQuiltersLosAngeles.org	<u>Philanthropy Day</u>
November 8 Glendale Quilt Guild www.glendalequiltingguild.org	<u>Meeting</u>
November 9-12 LA Modern Quilt Guild www.LAMQG.org	Retreat
November 13 San Fernando Valley Quilt Guild www.sfvqg.net	<u>Patrica Belyea</u> Lecture: "The Alluring World of Yukata Quilts"
November 19 African American Quilters of Los Angeles www.easysite.com/aaqla	<u>Meeting</u> – third Sunday of the month
November 21 South Bay Quilters Guild www.southbayquiltersguild.org	<u>Karen Brown</u> Lecture: "Be the Best Quilter You Can Be"
December 2023	
December 6 Santa Monica Quilt Guild www.santamonicaquiltguild.org	<u>Scarlett Rose:</u> Lecture: Celtic Quilts from Around the World
December 9 Westside Quilters www.WestsideQuiltersLosAngeles.org	<u>Holiday Tea</u>
December 11 LA Modern Quilt Guild www.LAMQG.org	Meeting
December 12 South Bay Quilters Guild www.southbayquiltersguild.org	<u>Guild Meeting & Holiday Dinner</u>
December 14 Glendale Quilt Guild www.glendalequiltingguild.org	<u>Meeting & Holiday Party</u>
December 17 African American Quilters of Los Angeles www.easysite.com/aaqla	<u>Meeting</u> – third Sunday of the month
December San Fernando Valley Quilt Guild www.sfvqg.net	<u>TBD</u>
December ?? Simi Valley Quilt Guild www.simivalleyquiltguild.org	<u>TBD</u>

National Pickle Day
November 14th



At Home and Surfing the Internet & some venturing out

Thank you to Betsey Barker for the following interesting links:

- Stash Bandit – Quilting Shenanigans Leftover blocks? Orphan units? Merge them into something special! <https://stashbandit.net/>
- Botanical Embroidery with Meredith Woolnough at The Stitchin' Post <eletter@stitchinpost.com>
- Joanne has a tv show on Sunday mornings, Create channel 1271/1276, on Spectrum. 4am and 7 am. Sewing and embroidery, YouTube channel
- Fons and Porter quilting, same channels on Spectrum, Saturday, 4am and 7am
- Sewing with Nancy, same channels on Spectrum, MWF 4am and 7am, 12pm and 3pm
- Quilting Arts and Fresh Quilting, same channels on Spectrum, TTH, 4am & 7am, 12pm & 3pm
- Ruler storage ideas <https://www.kristamoser.com/post/ruler-storage-2>
- Great Organizational ideas https://thegetorganizedhq.com/gohqv2023-freeticket-jennifermaker/#a_aid=jennifermaker&a_bid=2dc49882


Craft in America “Influences/Influencers: California Fibers” September 9 – December 2, 2023. California Fibers is a historic Southern California organization that has been at the forefront of contemporary fiber art. The work in this exhibition represents some of the vast influences that are shaping fiber art today. Artist members work in a range of fiber disciplines and techniques including weaving, quilting, embroidery, and basketry. Join us to celebrate this showcase of their wide-reaching influential and innovative work.

Craft Napa 2024 – “Uncorked At Home” Live on Zoom January 11 – 14, 2024 There are a number of day-long and multi-day workshops to choose from. Registration is open.

See a fabulous **ikat exhibit** with **Pat Belyea**...https://okanarts.com/blogs/blog/ikat-exhibit?syclid=chehl1mf216sv8thhhhg&utm_campaign=emailmarketing_144721379486&utm_medium=email&utm_source=shopify_email

Quilting Arts podcasts? <https://www.quiltingdaily.com/category/quilting-arts-podcast/>

See the Speaker Calendar of the Southern California Council of Quilt Guilds for additional events. Go to www.sccqg.org scroll down to the bottom of the homepage and click on the box “Speakers” and see other SCCQG guilds and speakers into 2023

<p><u>National Candy Day</u> November 4th</p> 	<p><u>World Jellyfish Day</u> November 3rd</p> 	<p><u>National Princess Day</u> November 18th</p> 
<p><u>American Indian Heritage Day</u> November 24th</p> 	<p><u>National Brush Day</u> November 1st</p> 	<p><u>National Civic Pride Day</u> November 10th</p> 

Westside Quilters Board Meeting – 21 October 2023

Board members meeting at Karynn Dittmar residence: Sonja Daniel, Karynn Dittmar, Terrie Dorio, Pat Karasick, Luann Jaffe, and Nancy Kawahara. Zoom connect: Debbie Nussbaum.

President: Terrie Dorio called meeting to order at 10:13 a.m. Called for approval of 23 September Minutes which the board approved. She suggested to the board that perhaps board meetings in 2024 need not be monthly, rather a six-week interval might be more practical. There will be no meeting in this December.

Vice President: Pat Karasick discussed recent SCCQG meeting wherein a call was made for people to volunteer as officers—many positions are co-chaired making it less burdensome. Their budget has been adjusted to account for the large insurance increase. The philanthropy mission of numerous guilds was discussed, and it showed that our endeavors are in line with what others are doing. Membership stands at 102. Pat noted a change for the November 4th Sew-In location. It will change to the Pacific Station at 12312 Culver Boulevard. Confirmation to come.

Treasurer: Karynn Dittmar reported a bank balance of \$5734.74. There are sufficient funds to cover any recurring and upcoming costs and fees such as the \$211 recently spent on batting.

Secretary: Sonja Daniel. No comments

Membership: Karynn Dittmar. There are 53 members. Suggested we might take a survey with our members to see what they want such as more or fewer workshops, lectures only, etc. Often members who are renewing their memberships do not complete a new Membership form which is an essential document that we need to keep on file even if the information contained therein has not changed from previous year.

Programs: Nancy Kawahara stated that the program agenda remains the same as reported at the Saturday (14 October) General Meeting. Enrollment for Deborah Boschert's program (1/6/2024) will open the first of November at a cost of \$40. Fred has been apprised of 2024 General Meeting schedule to enable a smooth technical operation. A short discussion covered the needs for Holiday Tea. Karynn and Pat volunteered to work with Fred to put the general meetings on zoom, starting with the February general meeting.

Philanthropy: Luann Jaffe reviewed items to bring to November Sew-In. She will bring tops that she has on hand. Backing and batting will be available. Set up will be at 9 a.m. for the event.

Newsletter: Debbie Nussbaum asked articles for November Newsletter be in by the 25th or 26th.

Website: no comments.

Next Board meeting scheduled for 10 A.M. 18 November 2023 at Karynn Dittmar residence. There being no further business, the meeting adjourned at 11:22 a.m.

Respectfully submitted,

Sonja Daniel, Secretary

National
Macchiato Day
November 19th



World Toilet Day
November 19th



National Camp
Day
November 19th



Westside Quilters General Meeting, October 14, 2023

President - Terrie called the meeting to order at 10:03 a.m. PST. Sonja is ill so Karynn took minutes. Pat is attending the Southern California Council of Quilter Guilds meeting. This is the last Zoom General Meeting as we will be starting in person meetings in 2024. November will be in person for Philanthropy and December will be our tea. **Minutes** - Virginia made a motion to accept the minutes from the last general meeting as written, seconded by Bobbie. Motion passed.

Treasurer - Karynn reported that the Treasurer's Report is in the last newsletter.

Membership - Erika had to resign Membership due to job conflicts so Karynn will do membership for the rest of the year. Sally will post a revised roster on the Website so everyone should check to make sure their information is correct.

Programs - Going forward, we will have a speaker and/or workshop at quarterly meetings and something else monthly that the programs committee will choose. There will not be an "upcoming events" sent out each week but the weekly update will continue. Quarterly meetings will be held in person at Sewing Arts on the 1st Saturday of the quarter starting in February, 2024.

- November 4 Philanthropy workshop.
- December 9 will be our Holiday Tea - please bring a savory or sweet item to share - something that can be eaten by hand and a recently finished quilt or hand-made item for show and tell.
- January 6 will be a workshop by Deborah Boschert titled "Embroidered Fabric Collage" via Zoom.
- February 3 will be our General Meeting at Sewing Arts with guest speaker Kristie Naranjo talking about Scrappy Applique.
- March 2 sew-in and lecture by Julie Silber via Zoom. Lecture is "Keepin' 'Em In Stitches: America's Funniest Quiltes".
- Everything is booked through 2024. Check the website for more information. Also, Del will give a workshop on quilted jackets. We're not sure yet if we will have hybrid meetings - still working out the details.

Philanthropy - The Philanthropy committee met yesterday and hope we get a good turnout for the sew-in on November 4 which will be held at the police department community station. Please let the committee know if you are coming, bring your projects and lunch. Still needed are 60"x 80" for foster care. We will have batting and backing materials. More information will follow.

Newsletter - Debbie hopes everyone is receiving their newsletter and enjoying it. If you attend a class or quilt show, please write up a little article and send it to her.

Website - Sally said there is nothing to report. Del had sent photos from today's showcase which she will post. Nancy will send photos from the workshop yesterday.

New Business - none.

Show and Share - Quilter's Showcase

- **Del Walker** - Skinny Skelly her glow in the dark skeleton panel. She said she made hers flat to hang in a window and Pat was making one stuffed. She also showed her six 20"x30" Advent Trees she made for gifts. Each one has tiny ornaments that fit into pockets.
- **Pat Karasick, Sonja Daniel and Sarah Sawa** - eye masks and pillow cases which were sent to Maui.
- **Pat Karasick** - Sail boats from a Jenny Doan design that she quilted at Sewing Arts; Elephant for a baby shower; finish of a vintage quilt including a very complicated binding; sample blocks from teaching from a Jenny Doan book; her entry into Marshfield Fair's annual competition with the theme "blooms" which took viewers' choice.
- **Marianne Simpson** - from our Julia Graves workshop her blocks which can be twisted in a variety of ways; a beautiful floral quilt from a class with Jean Impy; a drawstring bag using scraps; from a variety of Emily Taylor's collage quilting...she's having a blast putting together lots of blocks - ladybug, ranunculus, sunflower and pansy.
- **Judith McCormack** - Ghost pillow pattern and tutorial by Corinne Sovey made for her granddaughter.
- **Virginia Marshall** - an ABC panel that she "quilted the heck out of it"! Made for her friend's daughter. (Animal Magic, Tracey English for Clothworks)
- **Sally Wright** - She's doing the National Quilt Museum's block of the month and showed her first six blocks. Each one is designed by a different artist and you can do it as designed or make it your own which she has

done on several; a Patty Murphy ombre quilt done in a class with Barbara Black which she sent to the Maui Quilt Shop.

- **Terrie Dorio** - a quilt for Philanthropy from a Me and My Sister 10" square pattern which was quick and easy to do; a table runner of flying geese using Coney Island fabric.

Guest Speaker - Sarah Goer - Nancy said a few words about our workshop on Friday and told us about Sarah being based out of San Jose. She was a former math teach and has been teaching quilting for about six years but quilting for 20. Her topic today was Rules and Options of Planned Improv Piecing. She will provide links to many of the points she spoke of during her lecture. She talked about what is planned improv, how she uses what she has, using scraps, follow some guidelines, favorite tools and using a design wall. She likes quilt challenges since there is a deadline and it inspires her to finish. She suggests to start playing with fabric and use small projects to test a new technique. Thanks to Sarah for an inspiring workshop and informative lecture.

Respectfully submitted,
Karynn Dittmar, Acting Secretary



<p><u>National Drummer Day</u> November 15th</p> 	<p><u>World Urbanism Day</u> November 8th</p> 	<p><u>New York City Marathon</u> November 5th</p> 
<p><u>National Tie One On Day</u> November 22nd</p> 	<p><u>National Red Planet Day</u> November 28th</p> 	<p><u>International Check Your Wipers Day</u> November 16th</p> 
<p><u>National Rural Health Day</u> November 16th</p> 	<p><u>National Cake Day</u> November 26th</p> 	<p><u>National Homemade Bread Day</u> November 17th</p> 
<p><u>Day of the Dead</u> November 1st</p> 	<p><u>National Fibonacci Day</u> November 23rd</p> 	<p><u>National Red Mitten Day</u> November 21st</p> 

